

YOUR GUIDE TO

SOLD

a collective | home | experience

kw | HOME HUB



KW SOUTH VALLEY

Keller Williams

a little about us...

At the base of Daybreak our beautiful South Jordan KW building stands. Servicing clients in the southern part of the valley and beyond. We are the home to over 345 talented agents and counting! Our culture is shown through how we care for both our agents and their clients with the highest standards of practice. With in-house core services, including experienced lenders and title, it makes it easy to meet all the needs of our clients all at one location. We are known for our professionalism and expertise. Being recognized in 2021 and 2022 as the number one brokerage in the Daybreak, we are committed to continue growing, helping families with their most important purchase in life. We feel fortunate to be in an area where it's not just a home we're selling, but a lifestyle.

let's connect



801-676-5700



CONNECT@KWHOMEHUB.COM



KWHOMEHUB.COM



4020 DAYBREAK PKWY,
SOUTH JORDAN, UT.



{FACEBOOK HANDLE HERE}



@KWHOMEHUB

HOME SELLER'S *Roadmap*

Your Home Selling success is laid out for you! Your Real Estate Professional will guide you through each step.

1

FIND AGENT

Find a great agent that you're comfortable working with

2

PRICING

Work with your realtor to price your home competitively

3

STAGING

Prepare your home for showings

6

SHOWINGS

Be as flexible as possible to get the most potential buyers viewing your home

5

LISTING

Your home is live and viewable by potential buyers

4

MARKETING

Your realtor will ensure that your home is marketed across multiple platforms

7

OFFERS

Your realtor will help you consider all offers presented and negotiate fairly

8

UNDER CONTRACT

The contract becomes binding after you and the buyer agree on the contract terms

9

FINAL DETAILS

Start packing and be prepared for delays

10

CLOSING

Attend the closing meeting, transfer keys and celebrate!



KW SOUTHVALLEY KELLER WILLIAMS

801-676-5700

A bedroom interior featuring a bed with a white quilted blanket and a grey patterned blanket. A large chandelier with multiple light bulbs hangs from the ceiling. A window with white curtains is visible in the background. A wooden door with frosted glass panels is on the right side.

“

Real estate is an imperishable asset, ever increasing in value. It is the most solid security that human ingenuity has devised. It is the basis of all security and about the only indestructible security.

”

RUSSEL SAGE



10 STEPS TO *selling a home*

01 FIND A GREAT AGENT

02 ESTABLISH A PRICE

03 PREPARE YOUR HOME

04 MARKETING

05 LISTING

06 SHOWINGS

07 OFFERS & NEGOTIATIONS

08 UNDER CONTRACT

09 FINAL DETAILS

10 CLOSING

A close-up photograph of two hands shaking in a firm grip. The hand on the left is lighter-skinned, and the hand on the right is darker-skinned. They are wearing dark suits. The background is blurred, showing what appears to be a modern office or meeting room with glass panels and lights.

WHO YOU

WORK

WITH

MATTERS

1

FINDING A GREAT AGENT

A great real estate agent will guide you through the home search with an unbiased eye, helping you meet your buying objectives while staying within your budget. Agents are also a great source when you have questions about local amenities, utilities, zoning rules, contractors, and more. Give you expanded search power.



Agents often have access to information about homes going on the market before the public. They can expose your home to the largest potential audience.

Get You More Money

Agents will be able to help you negotiate top dollar for your home.

Attention To Detail

The process of selling a home requires a good deal of paperwork. Your real estate agent will help you fill out all documents and get them submitted properly.

Professional Negotiator

Agents deal with any difficult conversations that need to happen. They will also help you submit a strong offer and negotiate with the buyer on your behalf.

Expert Guide

Realtors are there to help you with any questions you have along the way. They offer an objective opinion and can give you a much needed online presence.

MY COMPETITIVE ADVANTAGE

INDUSTRY INSIDER

Facilitator, negotiator, teacher, cheerleader, confidant—a good agent wears all the hats. As a real estate professional, honing these skills has helped me develop relationships of value.

LOCAL EXPERT

I've become an area expert. Aside from knowing this market inside and out, being involved in the community has shown me what makes it unique. The personalities and the places, the new and the established, all feed my local knowledge and will help you when decision time comes!

TECH-ENABLED

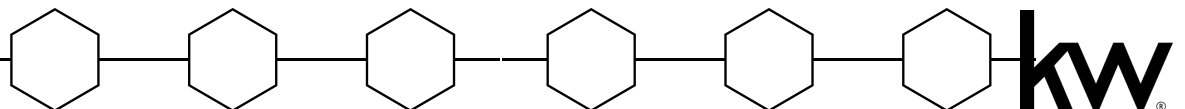
Based on customer and agent feedback gathered from all over the world, we developed a suite of leading edge, customer-centric tools that work in your favor, complementing your experience for faster, best-in-class results. With a massive amount of data at my fingertips, I'm able to foresee even the smallest micro trend coming down the pike, giving you the full story before you proceed.

**the proof is in
the numbers**

**Over a billion
dollars in closed
real estate in 2021**

**#1 in market
share for state
of Utah**

**Best of State
4X Winner in
the state of Utah**



OUR GUIDING BELIEFS

WIN WIN
OR NO DEAL

INTEGRITY
DO THE RIGHT THING

CUSTOMERS
ALWAYS COME FIRST

COMMITMENT
IN ALL THINGS

COMMUNICATION
SEEK FIRST TO UNDERSTAND

CREATIVITY
IDEAS BEFORE RESULTS

TEAMWORK
TOGETHER EVERYONE ACHIEVES
MORE

TRUST
STARTS WITH HONESTY

EQUITY
OPPORTUNITIES FOR ALL

SUCCESS
RESULTS THROUGH PEOPLE

WHY CHOOSE US?

WE SPECIALIZE TO SERVE YOU. BY CONNECTING YOU WITH AN AGENT WHO SOLELY HANDLES ONE SIDE OF THE TRANSACTION, WHETHER YOU ARE BUYING OR SELLING, YOU ARE IN THE HANDS OF AN EXPERT. THIS TEAM HAS MORE EXPERIENCE OR SUCCESS THAN MOST IN OUR INDUSTRY. THANK YOU FOR TRUSTING US!

KELLER WILLIAMS OUTPERFORMS

THE VIEW FROM THE TOP

Forbes

2022 WORLDS BEST
EMPLOYERS

2022 BEST OF LIST

America's Best Large Employers

2021 BEST OF LIST

America's Best Large Employers
America's Best Companies for Diversity
America's Best Employers for Women

2021 THE WORLDS
TOP FEMALE-FRIENDLY
COMPANY

LinkedIn

2022 TOP COMPANIES
The 50 Best Workplaces to grow your career in
the U.S.



BEST of STATE

Real Estate Services in Utah
2018 | 2019 | 2020 | 2022



12% of TOP 500

More than DOUBLE the runner-up

RT REALTRENDS

BILLIONAIRES CLUB

Salt Lake County #98

Newsweek

2022 Americas Best Customer Service

FranchiseBusinessREVIEW

Sharing the franchise experience

2021 The Best Franchise for Veterans

glassdoor

2022 Best Places to Work

Source: headquarters.kw.com

OUR NUMBERS



**\$470 MILLION
LISTING VOLUME IN 2021**

**\$1 BILLION
VOLUME SOLD IN 2021**

**9.6% MARKET SHARE
MORE THAN ANY OTHER
BRAND IN UTAH**

TOP 25 KW OFFICES
T H E
REALTRENDS
F I V E H U N D R E D
2021



**BEST OF STATE-
UTAH
KELLER WILLIAMS**

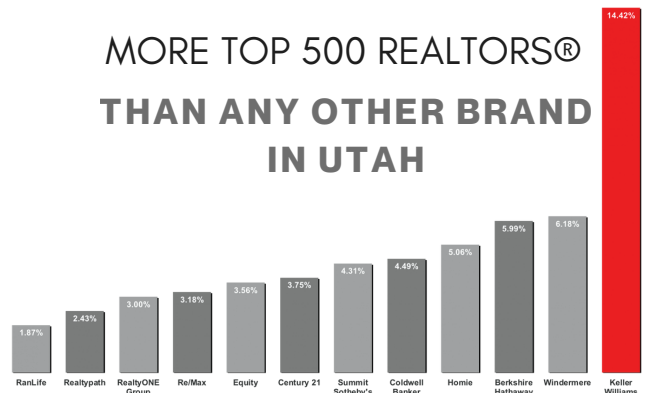
2018 | 2019 | 2020 | 2022

**KW COMPARED TO
ENTIRE LOCAL MARKET**

**AVERAGE DAYS ON
MARKET IS 2 DAYS LESS**

**AVERAGE SOLD PRICE IS
26K HIGHER**

**MORE TOP 500 REALTORS®
THAN ANY OTHER BRAND
IN UTAH**



2

ESTABLISH A PRICE

PRICING YOUR HOME COMPETITIVELY...

The listing price is one of the most important factors in a successful home sale. Many people tend to list too high and they either have to move greatly on the price or it takes much longer to get any offers.

Your real estate agent should be an expert in what homes are selling for in your area. Lean on them to help guide you in setting the perfect starting price. Homes that are competitively priced have a much greater chance of selling in a timely manner.

WHAT DETERMINES THE PRICE?

Remember that your home is only worth what buyers are willing to pay. Your real estate agent will run a comparative marketing analysis (CMA) and provide you with a list of other houses that have sold recently in your area. This will help you see what homes of comparable size and condition to yours are going for in the current market.

You also have the option of having a home appraisal conducted to give you a better idea of the home's value.



RECENT SALES

1



123 MAIN ST.

This beautiful home was sold in Mainville. It was listed on November 1st, 2020.

HOME FEATURES

- 4 bed
- 3 bath
- 2 car garage
- 3,200 sq. ft.



3 DAYS ON MARKET

SALE PRICE

\$650,000

2



123 MAIN ST.

This beautiful home was sold in Mainville. It was listed on November 1st, 2020.

HOME FEATURES

- 4 bed
- 3 bath
- 2 car garage
- 3,200 sq. ft.



3 DAYS ON MARKET

SALE PRICE

\$650,000

3



123 MAIN ST.

This beautiful home was sold in Mainville. It was listed on November 1st, 2020.

HOME FEATURES

- 4 bed
- 3 bath
- 2 car garage
- 3,200 sq. ft.



3 DAYS ON MARKET

SALE PRICE

\$650,000

SIMILAR LISTINGS

1



123 MAIN ST.

This beautiful home was sold in Mainville. It was listed on November 1st, 2020.

HOME FEATURES

- 4 bed
- 3 bath
- 2 car garage
- 3,200 sq. ft.



3 DAYS ON MARKET

LIST PRICE

\$650,000

2



123 MAIN ST.

This beautiful home was sold in Mainville. It was listed on November 1st, 2020.

HOME FEATURES

- 4 bed
- 3 bath
- 2 car garage
- 3,200 sq. ft.



3 DAYS ON MARKET

LIST PRICE

\$650,000

3



123 MAIN ST.

This beautiful home was sold in Mainville. It was listed on November 1st, 2020.

HOME FEATURES

- 4 bed
- 3 bath
- 2 car garage
- 3,200 sq. ft.



3 DAYS ON MARKET

LIST PRICE

\$650,000



PREPARING TO SELL

3

PREPARE YOUR HOME

There are many quick and inexpensive things you can do to increase the likeliness of selling.

Do a quick spruce up around the inside and outside of the home. Include things like decluttering, checking for leaky faucets and pulling weeds in the front yard.



When potential buyers are coming through your home, make sure to keep all valuables and personal information out of sight. Also remove any family photos and replace with art. You want the potential buyer to be able to imagine themselves living in the home.

Home Staging tips...

- There are many levels of home staging to choose from based on your budget and the value of staging in your area. Whether you choose to DIY or hire a professional do your best to neutralize and depersonalize as much as possible to appeal to the widest range of potential buyers.
- You can increase your number of showings by allowing agents to use a lockbox instead of setting appointments. If you are setting appointments try to be as flexible as possible.
- Consider getting professional photos taken as these determine the first impression the potential buyer will have of your house.

PREPARING *Checklist*

EXTERIOR

- Mow lawn
- Trim around walkways, trees and bushes
- Remove weeds from flowerbeds and mulch
- Remove flaking or peeling paint and repaint or stain
- Inspect driveway, sidewalks and foundation for cracks
- Keep the roof and gutters free of debris
- Wash all windows and window wells
- Ensure all lights are working and bright



INTERIOR

- Repaint in neutral colors that appeal to many styles
- Remove all clutter and personal photos
- Keep pets and their belongings out of sight
- Pair down on toys and keep them organized
- Create a warm, inviting space in each room

A modern living room with a brown leather sofa, a coffee table, and large windows. The room is bright and airy, with a patterned rug and a white ottoman in the foreground. The text "FINDING A BUYER" is overlaid in large, white, serif font across the center of the image.

FINDING A BUYER

4

MARKETING



Once your home is ready to sell, the goal is to get it in front of as many buyers as possible. The best marketed homes have beautiful photos and compelling listing descriptions that draw in potential buyers.

Marketing Tips

- Advertise across multiple channels
- Craft an enticing listing description
- Make a daily to-do list to keep things tidy
- Store all children and pet toys out of sight
- Try to be as flexible as possible
- Find a place for your pets during showings
- Don't miss an opportunity for your home to be seen.

5

LISTING

Your home is officially on the market - congratulations!

Your real estate agent will now use their connections to get the word out about your home to other agents and potential buyers.

A sign will be put in your front yard and all the marketing tools you discussed will be implemented.



Your online presence is one of the most important to a prospective buyer. Many people start their search here.

Having professional, well-lit photos will give you the upper edge of attracting your ideal buyer.

6

SHOWINGS



The most important thing to keep in mind while showing your home is flexibility.

Your real estate agent will set up private showings as well as an Open House to get as many potential buyers in your home as possible. Keep a daily to-do list so you're ready to leave at a moment's notice.

Make sure to find a place for your pets during showings. You want the potential buyer to be able to envision themselves living here and that can be difficult with a barking dog in the background.

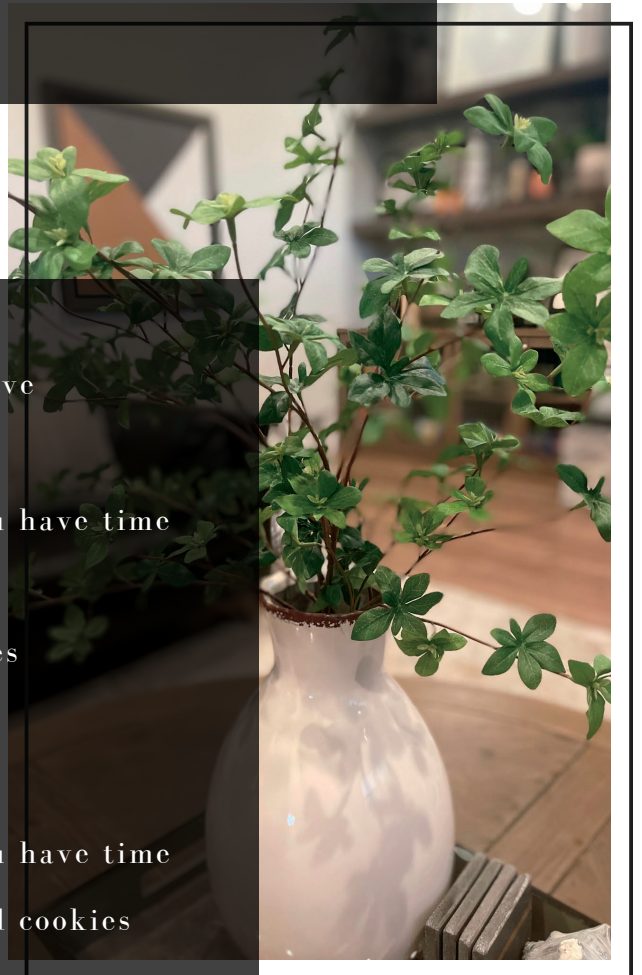
SHOWING *Checklist*

...if you have ten minutes

- Make all beds
- Put all clutter in a laundry basket, then take with you in the car
- Empty all garbage cans and take out trash
- Wipe down all countertops and put all dishes in dishwasher
- Put out your nice towels
- Pick up all toys and personal items
- Turn on all lights

...if you have an hour

- Do everything on the ten minute list above
- Vacuum all carpet and rugs
- Sweep all hard surface floors, mop if you have time
- Wipe down major appliances
- Wipe down all glass and mirrored surfaces
- Put away all laundry
- Quickly dust highly visible surfaces
- Sweep all hard surface floors, mop if you have time
- Set out an air freshener or freshly baked cookies



FINAL STEPS



7

OFFERS & NEGOTIATIONS



Depending on your market you may receive multiple offers if your home is priced right. Your real estate agent will be your best advocate at this point. They will help you review each offer and decide which is best for you.

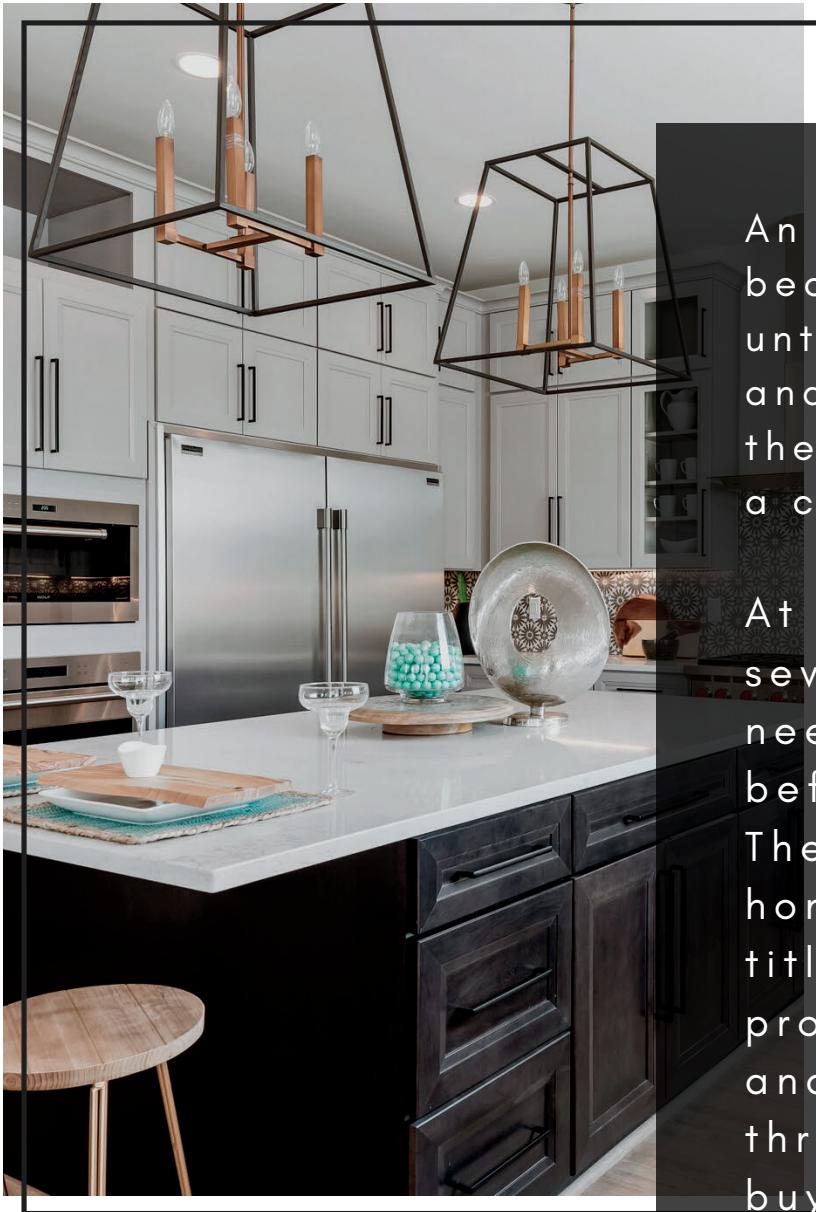
Be sure to disclose any current issues you know of with the home. You don't want any legal issues creeping up later.

Be prepared to negotiate. When you receive an offer you have a few choices. You can accept the offer as it is, make a counter-offer or reject the offer altogether.

It can sometimes take a couple of counter-offers back and forth before an agreement is made on both sides.

8

UNDER CONTRACT



An offer doesn't become binding until both the buyer and seller agree to the terms and sign a contract.

At this point, several things still need to occur before closing. These include... home inspection, title search, property survey and a final walk-through by the buyer within 24 hours of the closing.

9 FINAL DETAILS



This is a great time to get started packing. Make sure to keep current on insurances. Also be prepared as delays can happen.

10 CLOSING

Closing is the final step in your home selling process.

During the closing, the deed is delivered to the buyer, the title is transferred, financing documents and title insurance policies are exchanged, and the agreed-on costs are paid.

Some of the final documents are signed. Keep in mind what you may be required to pay at closing including agent commissions, loan fees, title insurance charges and recording filing fees.

Congratulations on selling your home!

REAL ESTATE *terms*

PRE-APPROVAL

A pre-approval is a preliminary evaluation conducted by the lender to show that the buyer has the funds to purchase up to a certain amount. This is extremely helpful when you find a home you're ready to put an offer on.

OFFER

An agreement between a buyer and a seller to purchase a piece of real estate. This is sometimes referred to as a sales contract.

CONTINGENCY

When an offer is accepted by the seller, but there are certain conditions that must be met before the sale is final.

CLOSING COST

The fees that are paid at the end of the purchase by either the buyer, seller or both. These include taxes, insurance and lender expenses.

EARNEST MONEY

Also known as "good faith" money, this is money put up by the buyer into a trust or escrow account. This action shows the buyer is serious about purchasing the home.

TITLE SEARCH

A title search proves that the property is, in fact, owned by the seller. You can also purchase title insurance to make that no issues that arise later.

APPRAISAL

The appraisal is the value given to a property based on comparable properties that have recently sold. This is typically required by the lender in order to decide if the requested loan amount is in alignment with the value of the property.

HOME INSPECTION

An inspection is a professional examination of the property's condition. Your agent can recommend a qualified home inspector for you.

DISCLOSURES

All seller's are required to fill out a property disclosure stating what they know about the property - good or bad.

CLOSING

This is the final step of your real estate transaction. At closing the funds from the buyer are provided to the seller and the buyer receives the keys. This process typically takes an hour.

kw | HOME HUB